



Invoice to:  
Name:  
Street:  
Town: Postal code:  
E-Mail:  
Tel: Fax:

Deliver to:  
Name:  
Street:  
Town: Postal code:  
E-Mail:  
Tel: Fax:

Order date:  
Purchase order:  
Number required:



Marked for:  
Sunrise order no:

- Order
- Calculation
- Built 4 me

- = Standard
- = Cost option
- L = Extended delivery time
- = No cost option

**Customer service fax: +497253 980-222**

**Max. user weight: 140 kg**

**USER WEIGHT**  kg

Mandatory information to ensure correct configuration

**Art. no.: 054.000**

**Please consult our colour catalogue, to review your colour choice at the end of the order form**

The max user weight is 140 kg; however options: Platform footplates (2102) & suspension (5184), are not compatible with 140 kg (see page 3).

**Basic price**

**CLIENT MEASUREMENT**

**Seat width in cm**

		30	32	34	36	38	40	42	44	46	48	50
Seat depth in cm	30	<input type="radio"/>	<input type="radio"/>	<input type="radio"/>	<input type="radio"/>	<input type="radio"/>	<input type="radio"/>	<input type="radio"/>	<input type="checkbox"/>	<input type="checkbox"/>	<input type="checkbox"/>	<input type="checkbox"/>
	32	<input type="radio"/>	<input type="radio"/>	<input type="radio"/>	<input type="radio"/>	<input type="radio"/>	<input type="radio"/>	<input type="radio"/>	<input type="checkbox"/>	<input type="checkbox"/>	<input type="checkbox"/>	<input type="checkbox"/>
	34	<input type="radio"/>	<input type="radio"/>	<input type="radio"/>	<input type="radio"/>	<input type="radio"/>	<input type="radio"/>	<input type="radio"/>	<input type="checkbox"/>	<input type="checkbox"/>	<input type="checkbox"/>	<input type="checkbox"/>
	36	<input type="radio"/>	<input type="radio"/>	<input type="radio"/>	<input type="radio"/>	<input type="radio"/>	<input type="radio"/>	<input type="radio"/>	<input type="checkbox"/>	<input type="checkbox"/>	<input type="checkbox"/>	<input type="checkbox"/>
	38	<input type="radio"/>	<input type="radio"/>	<input type="radio"/>	<input type="radio"/>	<input type="radio"/>	<input type="radio"/>	<input type="radio"/>	<input type="checkbox"/>	<input type="checkbox"/>	<input type="checkbox"/>	<input type="checkbox"/>
	40	<input type="radio"/>	<input type="radio"/>	<input type="radio"/>	<input type="radio"/>	<input type="radio"/>	<input type="radio"/>	<input type="radio"/>	<input type="checkbox"/>	<input type="checkbox"/>	<input type="checkbox"/>	<input type="checkbox"/>
	42	<input type="radio"/>	<input type="radio"/>	<input type="radio"/>	<input type="radio"/>	<input type="radio"/>	<input type="radio"/>	<input type="radio"/>	<input type="checkbox"/>	<input type="checkbox"/>	<input type="checkbox"/>	<input type="checkbox"/>
	44	<input type="checkbox"/>	<input type="checkbox"/>	<input type="checkbox"/>	<input type="checkbox"/>	<input type="checkbox"/>	<input type="checkbox"/>	<input type="checkbox"/>	<input type="checkbox"/>	<input type="checkbox"/>	<input type="checkbox"/>	<input type="checkbox"/>
	46	<input type="checkbox"/>	<input type="checkbox"/>	<input type="checkbox"/>	<input type="checkbox"/>	<input type="checkbox"/>	<input type="checkbox"/>	<input type="checkbox"/>	<input type="checkbox"/>	<input type="checkbox"/>	<input type="checkbox"/>	<input type="checkbox"/>
	48	<input type="checkbox"/>	<input type="checkbox"/>	<input type="checkbox"/>	<input type="checkbox"/>	<input type="checkbox"/>	<input type="checkbox"/>	<input type="checkbox"/>	<input type="checkbox"/>	<input type="checkbox"/>	<input type="checkbox"/>	<input type="checkbox"/>
50	<input type="checkbox"/>	<input type="checkbox"/>	<input type="checkbox"/>	<input type="checkbox"/>	<input type="checkbox"/>	<input type="checkbox"/>	<input type="checkbox"/>	<input type="checkbox"/>	<input type="checkbox"/>	<input type="checkbox"/>	<input type="checkbox"/>	

**Max weight 115 kg:**  
until SW 42 and SD 42

**Max weight 140 kg:**  
from SW 44 and SD 44

Please note the procedure of the measurement at the back  
All measurements are in cm and without cushion

**Upcharge:**  
reinforced  :  
for 140 kg

**Front seat height in cm**

		Fork	30	32	33	34	35	36	37	38	40	41	42	43	44	45	46	47	48	49	50	51	52	53	54	55	56	57
Front Castor	3"	72mm										<input type="radio"/>	<input type="radio"/>															
		118mm															<input type="radio"/>	<input type="radio"/>	<input type="radio"/>									
	138mm																<input type="radio"/>	<input type="radio"/>	<input type="radio"/>	<input type="radio"/>								
	4"	118mm																<input type="radio"/>	<input type="radio"/>	<input type="radio"/>	<input type="radio"/>							
138mm																		<input type="radio"/>	<input type="radio"/>	<input type="radio"/>	<input type="radio"/>							
5"	118mm																		<input type="radio"/>	<input type="radio"/>	<input type="radio"/>	<input type="radio"/>						
	138mm																			<input type="radio"/>	<input type="radio"/>	<input type="radio"/>	<input type="radio"/>					
6"	118mm																				<input type="radio"/>	<input type="radio"/>	<input type="radio"/>	<input type="radio"/>				
	138mm																					<input type="radio"/>	<input type="radio"/>	<input type="radio"/>	<input type="radio"/>			

**Rear seat height in cm**

		Wheels	30	32	33	34	35	36	37	38	40	41	42	43	44	45	46	47	48	49	50	51	52	53	54	55	56	57
Rear wheel	22"			<input type="radio"/>	<input type="radio"/>	<input type="radio"/>	<input type="radio"/>	<input type="radio"/>	<input type="radio"/>	<input type="radio"/>	<input type="radio"/>	<input type="radio"/>	<input type="radio"/>	<input type="radio"/>	<input type="radio"/>	<input type="radio"/>	<input type="radio"/>	<input type="radio"/>	<input type="radio"/>	<input type="radio"/>	<input type="radio"/>	<input type="radio"/>	<input type="radio"/>	<input type="radio"/>	<input type="radio"/>	<input type="radio"/>	<input type="radio"/>	<input type="radio"/>
	24"			<input type="radio"/>	<input type="radio"/>	<input type="radio"/>	<input type="radio"/>	<input type="radio"/>	<input type="radio"/>	<input type="radio"/>	<input type="radio"/>	<input type="radio"/>	<input type="radio"/>	<input type="radio"/>	<input type="radio"/>	<input type="radio"/>	<input type="radio"/>	<input type="radio"/>	<input type="radio"/>	<input type="radio"/>	<input type="radio"/>	<input type="radio"/>	<input type="radio"/>	<input type="radio"/>	<input type="radio"/>	<input type="radio"/>	<input type="radio"/>	<input type="radio"/>
	25"			<input type="radio"/>	<input type="radio"/>	<input type="radio"/>	<input type="radio"/>	<input type="radio"/>	<input type="radio"/>	<input type="radio"/>	<input type="radio"/>	<input type="radio"/>	<input type="radio"/>	<input type="radio"/>	<input type="radio"/>	<input type="radio"/>	<input type="radio"/>	<input type="radio"/>	<input type="radio"/>	<input type="radio"/>	<input type="radio"/>	<input type="radio"/>	<input type="radio"/>	<input type="radio"/>	<input type="radio"/>	<input type="radio"/>	<input type="radio"/>	<input type="radio"/>
	26"			<input type="radio"/>	<input type="radio"/>	<input type="radio"/>	<input type="radio"/>	<input type="radio"/>	<input type="radio"/>	<input type="radio"/>	<input type="radio"/>	<input type="radio"/>	<input type="radio"/>	<input type="radio"/>	<input type="radio"/>	<input type="radio"/>	<input type="radio"/>	<input type="radio"/>	<input type="radio"/>	<input type="radio"/>	<input type="radio"/>	<input type="radio"/>	<input type="radio"/>	<input type="radio"/>	<input type="radio"/>	<input type="radio"/>	<input type="radio"/>	<input type="radio"/>

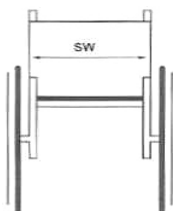
**Please follow measuring method:**

The following method is recommended on the basis of extensive practical experience.  
Deviations are possible in individual instances

**Seat width:**

**a) For the user:**  
Allow space of sideguard to pass vertically between hip and sideguard on each side (approx. 1 - 2 cm altogether).

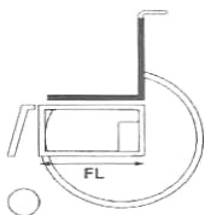
**b) On the wheelchair:**  
From outside frame tube to outside frame tube



**Seat depth:**

**a) For the user:**  
When sitting upright: leave space for 2-3 fingers between front edge of seat upholstery and back of knee (approx. 3-6 cm). Care must be taken with adjustable upholstery.

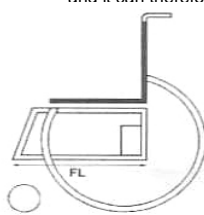
**b) On the wheelchair:**  
From back tube to front of seat upholstery.



**Back height:**

**a) For the user:**  
Measured from the seat, including cushion, to **no more** than one finger (1 - 2 cm) below the lower shoulderblade.  
**Important!** The back height depends on the degree of disability.

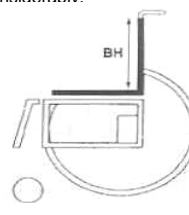
**b) On the wheelchair:**  
From seat tube to upper edge of backrest upholstery.  
**Note:** The user's ability to sit upright has a major influence on the back height and it can therefore differ considerably.



**Lower leg length:**

**a) For the user:**  
With legs angled at right angles, from back of knee to bottom of shoe sole.

**b) On the wheelchair:**  
From front of seat to top of footrest.  
**Remember:** to include the cushion height



**Overall width:**

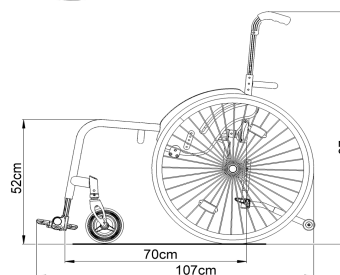
Overall width:  
Max overall height 97 cm  
Max overall length 107 cm

**Overall width with 24" wheel**

For 0° camber: SW+20 cm  
For 2° camber: SW+22 cm  
For 4° camber: SW+28 cm  
With drum brake +2 cm

**26"**

SW+20 cm  
SW+26 cm  
SW+32 cm



Setting of the chair above is: SD 38 cm and 24" wheel

**Weights:**

Minimum weight:  
approx 9.7 kg

**Folded size:**

with rear wheels approx. 29 cm  
without rear wheels approx. 25 cm

Possible seat height settings. **IMPORTANT: measured without seat cushion!**

**NEON front seat height matrix**

NEON Front seat height matrix in cm				
Std chair 40 x 40 cm, 0° camber, 6 cm CoG				
3" solid		72 mm	41	(1)
		72 mm	42	(1)
3" solid		118 mm	45	(1)
		118 mm	46	
		118 mm	47	
		138 mm	47	(1)
		138 mm	48	
		138 mm	49	
4" solid		118 mm	44	(1)
		118 mm	45	
		118 mm	46	(1)
		118 mm	47	
		118 mm	48	
		138 mm	46	(1)
		138 mm	47	
		138 mm	48	(1)
		138 mm	49	
		138 mm	50	
5" solid		118 mm	47	(1)
		118 mm	48	
		118 mm	49	
		138 mm	48	(1)
		138 mm	49	
		138 mm	50	
		138 mm	51	
6" soft solid		118 mm	49	(1)
		118 mm	50	
		138 mm	49	(1)
		138 mm	50	
		138 mm	51	
	138 mm	52		

(1) not possible with quick release castor fork

NEON rear seat height matrix					
in cm					
Rear wheel size					
	20"	22"	24"	26"	
min	30 cm	32 cm	35 cm	37 cm	
max	43 cm	45 cm	48 cm	50 cm	

NOTES:

Max seat height difference rear to front is 13 cm.  
No negative seat angle is possible

**Please note that the matrix is based on a standard configuration**

**Std chair 40 x 40 cm, 0° camber, 6 cm CoG**

**Seat angle of 8°**

All changes in the configuration might change the seat heights.  
Manufacturing tolerances of +/- 1 cm

**Please note seat height limitations for the aluminium**

sideguard with fender and the carbon fiber with fender :  
- 22" rear wheels and rear seat are not possible heights lower than 36 cm  
- 24" rear wheels and rear seat are not possible heights lower than 38 cm  
- 26" rear wheels and rear seat heights lower than 40 cm are not possible

**Frame inset table**

Seat width		30	32	34	36	38	40	42	44	46	48	50
Inset												
0 cm		24	26	28	30	32	34	36	38	40	n.a	n.a
2cm		n.a	n.a	24	26	28	30	32	34	36	38	40

QUICKIE NEON Fixed- front

● = Standard    ○ = No cost option    □ = Cost option

R. Nr.

€

**SEAT UPHOLSTERY**

**Seat sling** (with pad)

3002	●	1 Utility bag			
3006	□	With two utility bags	(only from SW 38 cm)		
3005	□	Catheter bag	(only from SW 34 cm)		
3001	○	Without seat sling			



For more information about JAY, please refer to Jay order forms

For JAY Seating, see Jay order form

**Seat cushion with cover, black**

3026	a)	Foam composite	Thickness:	□ 3 cm	□ 5 cm	(medium)		
3027	b)	Latex	Thickness:	□ 5 cm	□ 8 cm	(very soft)		

**Seat cushion with water resistant / breathable cover**

3028	a)	Foam composite	Thickness:	□ 3 cm	□ 5 cm	(medium)		
3029	b)	Latex	Thickness:	□ 5 cm	□ 8 cm	(very soft)		
3010	□	Solid seat padded						
1404		Medical lamb skin(1)	□ 10 (35x85 cm)	□ 12 (40x85 cm)	□ 14 (45x85 cm)			

**Seat accessories**

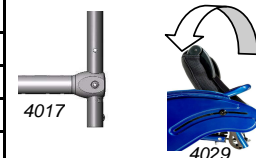
4049	□	Positioning belt with lock			
3003	□	Spare cushion cover with zipper			

Backrest (range)	25 - 30	30 - 35	35 - 40	40 - 47.5
Back height set at (cm)	○ 25	○ 30	○ 35	○ 40
	○ 27.5	○ 32.5	○ 37.5	○ 42.5
	○ 30	○ 35	○ 40	○ 45    ○ 47.5

**BACKREST**

**Backrest frame**

4017	○	Fixed, non angle adjustable (90°), non folding backrest	(2)		
4018	□	Angle adjustable		(+12° to -16°)	
4029	□	Foldable, angle adjustable		(+12° to -16°)	
4020	□	Seat depth growth (max 5 cm)	(max. user weight: 70 kg)	(not with 90° fixed back 4017)	



**Backrest frame accessories**

4037	□	Stabilizing bar	(not in combination with 4051 & 4024)		
4041	□	Folding stabilizer bar	(3)		

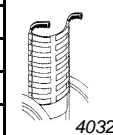
**Pushhandles**

4054	○	Without pushhandles			
4051	○	Short			
4022	○	Long			
4024	□	Fold-down pushhandles	(4)	(only up from BH 32,5 cm)	
4034	□	Height-adjustable pushhandles	(5)		
4043	□	JAY Hardware height adj. pushhandles	(5)		



**Backrest upholstery**

4032	○	Adjustable backrest upholstery			
4038	□	Adjustable backrest with vented material		(only in black)	
4045	□	Adjustable backrest with Leather material			
4031	□	Without back upholstery			



**Headrest**

4027	□	Headrest medium	4044	□	Headrest large (not in combination with 4029,4024,4041,4051)
------	---	-----------------	------	---	--

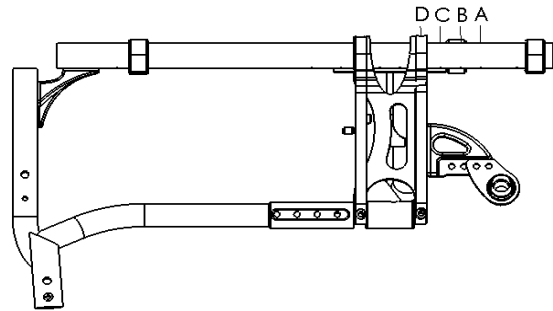
**Back upholstery accessories**

4035	□	Back cushion foam composite	(Thickness: 3 cm)	(medium)	
4036	□	Back cushion latex with cover	(Thickness: 5 cm)	(very soft)	
4025	□	Solid back, padded, suspended via back tube			

- (1): colour: black
- (2): not in combination with seat growth (4020) and tubular padded armrest (4265)
- (3): not with SW 30 - 38cm; fold-down pushhandles (4024); headrest (4027) and short (4051)
- (4): from BH 30 cm; not with Headrest (4027); Height adj. Pushhandles (4034); stabilizing bar (4037)
- (5): from BH 30 cm; problem can occur with safety belt with lock (4029)

For more information visit our webpage [www.sunrisemedical.eu](http://www.sunrisemedical.eu)

## Center Of Gravity (COG)



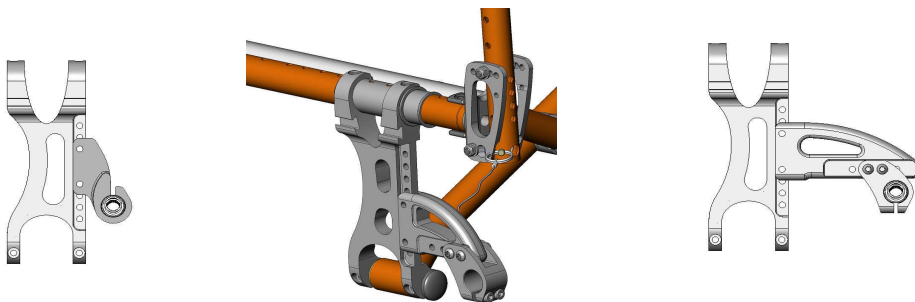
Measurement are taken from: Back tube until middle of the axle

		very stable	stable	active	very active
(axle plate position)		A	B	C	D*
5237	<b>Short</b>	7 cm	9 cm	11 cm	13 cm
5238	<b>Standard</b>	2; <b>3</b> ; 4 cm	4; <b>5</b> ; 6 cm	6; <b>7</b> ; 8 cm	8; <b>9</b> ; 10 cm
5235	<b>Amputee</b>	1; <b>-1</b> ; -3 cm	3; 1; <b>-1</b> cm	5; <b>3</b> ; 1 cm	7; <b>5</b> ; 3 cm
5234	<b>Handbike</b>				
5184	<b>Suspension</b>	2 cm	4 cm	6 cm	8 cm
	<b>Weight range</b>	0 - 45kg	45 - 86 kg	86 - 115 kg	

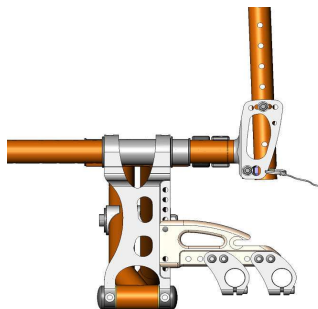
(Position B and the bold numbers are taken as standard if nothing was chosen)

(Position D\* is not possible with fixed/adjustable height armrest)

All measurements are in cm



e.g.: Position B is equivalent to 5cm center of gravity



Handbike axle - please make sure the camber is chosen (page 4.)

QUICKIE NEON Fixed- front

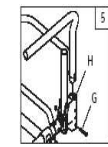
● = Standard    ○ = No cost option    □ = Cost option

R. Nr.    €

**ARMREST AND SIDEGUARDS**

**Armrest** (choose only one option)

4246	<input type="radio"/> Quad release for height adjustable armrest		
4265	<input type="checkbox"/> Padded armrest Quickie style (1)		
4213	<input type="checkbox"/> Fixed height armrest without pad (2)		
4214	<input type="checkbox"/> Fixed height armrest pad short (2)		
4215	<input type="checkbox"/> Fixed height armrest pad long (2)		
4216	<input type="checkbox"/> Height adjustable armrest pad short (2)		
4217	<input type="checkbox"/> Height adjustable armrest pad long (2)		
4264	<input type="checkbox"/> Single post armrest height adjustable Quickie style		



**Sideguards**

4229	<input type="checkbox"/> Straight sideguard aluminium		
4238	<input type="checkbox"/> Straight sideguard aluminium with fender (not in combination with rear height 35 - 38 cm with 24")		
4232	<input type="checkbox"/> Straight sideguard carbon fibre with fender (not in combination with rear height 35 - 38 cm with 24")		
4233	<input type="checkbox"/> Slide back option, straight aluminium (carbon sideguards only) (only with 4229 & 4238)		
4263	<input type="checkbox"/> Plastic sideguards detachable (Quickie style)		



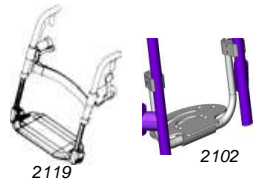
**Sideguards options and accessories**

4225	Therapy table, flip-down for SW 34 - 50 cm (only for height adjustable armrests with pad) Attachment: <input type="checkbox"/> right-hand <input type="checkbox"/> left-hand		
4209	Therapy table, slide-on for SW 38 - 48 cm (only for armrests with pad)		

**LEGREST & FOOTPLATES**

**Footplates**

2131	Platform footrest angle & depth adjustable (LLL from 35 - 48 cm) <input type="checkbox"/> Aluminium board in frame colour (6) (not in SW 30 & 32 cm available) <input type="checkbox"/> Composite footboard black		
2160	Auto - folding footboard (LLL from 35 - 48 cm)		
2133	Foot positioning plate (only in combination with 2131 & 2160)		
2119	Platform footrest, aluminium (angle and depth adjustable with horizontal calf strap)		
2117	Swing Away mechanism for footboard (only with 2119)		
2102	Platform footplates, aluminium (3) (high mounted for lower leg length between 22 - 45 cm) <input type="checkbox"/> Aluminium board in frame colour (not in SW 30 & 32 cm available) <input type="checkbox"/> Composite footboard black		



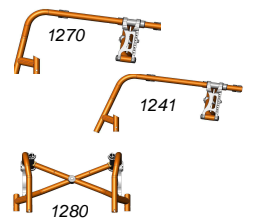
**Lower leg length (LLL)**

(Attention: LLL has to be 2,5 cm lower than seat height front)

- |                          |                          |                          |                          |                                   |                          |                          |                          |
|--------------------------|--------------------------|--------------------------|--------------------------|-----------------------------------|--------------------------|--------------------------|--------------------------|
| <input type="radio"/> 22 | <input type="radio"/> 23 | <input type="radio"/> 24 | <input type="radio"/> 25 | <input type="radio"/> 26          | <input type="radio"/> 27 | <input type="radio"/> 28 | <input type="radio"/> 29 |
| <input type="radio"/> 30 | <input type="radio"/> 31 | <input type="radio"/> 32 | <input type="radio"/> 33 | <input type="radio"/> 34          | <input type="radio"/> 35 | <input type="radio"/> 36 | <input type="radio"/> 37 |
| <input type="radio"/> 38 | <input type="radio"/> 39 | <input type="radio"/> 40 | <input type="radio"/> 41 | <input type="radio"/> 42          | <input type="radio"/> 43 | <input type="radio"/> 44 | <input type="radio"/> 45 |
| <input type="radio"/> 46 | <input type="radio"/> 47 | <input type="radio"/> 48 | <input type="radio"/> 50 | <b>All measurements are in cm</b> |                          |                          |                          |

**FRAME**

<input type="radio"/> Standard folding frame		
1270 <input type="radio"/> Frame angle 95°		
1241 <input type="radio"/> Frame angle 105°		
1280 Frame inset (please refer to the frame inset table) <input type="radio"/> 0 cm <input type="radio"/> 2 cm		
P105 assist (max. 120 kg; only 0° camber; please refer to Power 105 order form)		
5236 <input type="checkbox"/> Perforated plate Kid for Power 105 Assist		



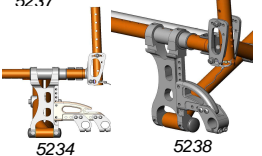
**AXLE PLUG AND CENTER OF GRAVITY (COG)**

(all measurements are in cm) (choose only one option)

Choose only one of the 4 choices (bold number shows factory presetting)

(axle plate position)

	A	B	C	D (4)
5237 <b>Short</b>	<input type="radio"/> 7	<input type="radio"/> 9	<input type="radio"/> 11	<input type="radio"/> 13
5238 <b>Standard</b>	<input type="radio"/> 2; <b>3</b> ; 4	<input type="radio"/> 4; <b>5</b> ; 6	<input type="radio"/> 6; <b>7</b> ; 8	<input type="radio"/> 8; <b>9</b> ; 10
5235 <b>Amputee</b>	<input type="checkbox"/> 1; -1; -3	<input type="checkbox"/> 3; 1; -1	<input type="checkbox"/> 5; <b>3</b> ; 1	<input type="checkbox"/> 7; <b>5</b> ; 3
5234 <b>Handbike (X) (5)</b>	<input type="checkbox"/>	<input type="checkbox"/>	<input type="checkbox"/>	<input type="checkbox"/>
5184 <b>Suspension (XX)</b>	<input type="checkbox"/> 2	<input type="checkbox"/> 4	<input type="checkbox"/> 6	<input type="checkbox"/> 8
<b>Weight range</b>	<input type="radio"/> less 45 kg	<input type="radio"/> 45 - 86 kg	<input type="radio"/> 86 - 115 kg	



(X) pls choose camber for both axles

(all measurements are in cm)

(XX) Not in combination with drum break; Anti tip, tip assist, travel wheels

Please pick customer's weight, if suspension is chosen

- (1): not in combination with BH 25 - 30 cm; not with Fixed, non angle adj., non folding backrest (4017)  
 (2): swing back, detachable. Not in combination with back height 25 - 30 cm and SD 30 - 36 cm  
 (3): 22 - 40 cm angle and depth adjustable; max user weight 75kg  
 (4): not in combination with fixed height/ adjustable armrest without/ short/ long (4213; 4214; 4216; 4217)  
 (5): not with rear wheel with drum break (5154) available  
 (6): not possible in SW 34 - 36cm with frame inset 2cm

For more information visit our webpage [www.sunrisemedical.eu](http://www.sunrisemedical.eu)

QUICKIE NEON Fixed- front

● = Standard    ○ = No cost option    □ = Cost option

R. Nr.    €

Frame accessories <i>(choose either tip assist or anti- tip tubes, not both)</i>			
<b>Tip assist (step tube)</b>			
1230	<input type="checkbox"/>	Left <input type="checkbox"/> Right	
1205	<input type="checkbox"/>	Crutch holder with Velcro <i>(only in combination with 1230)</i>	
<b>Anti-tip tubes, swing-away</b>			
1244	<input type="checkbox"/>	Left <input type="checkbox"/> Right <i>(not with 1247)</i>	
1244	<input type="checkbox"/>	Pair <i>(not with 1247)</i>	
1247	<input type="checkbox"/>	Transit wheel <i>(not with 1244, 1230)</i>	
1281	<input type="checkbox"/>	Frame protection	

FORK <i>(compare with your choice on the first page)</i>			
● Fork			
5854	<input type="checkbox"/>	Castor pin lock <i>(not available with coloured options) (only with fork 118 mm)</i>	
5826	<input type="checkbox"/>	Quick release axle for castors <i>(not available with coloured options)</i>	

STANDARD CASTOR <i>(compare with your choice on the first page)</i>			
5812	<input type="radio"/>	Solid	
5823	<input type="radio"/>	Soft solid <i>(only for 6")</i>	
<b>Light ups</b>			
5850	<input type="checkbox"/>	Solid <i>(only for 3" and 4")</i>	
<b>Castor with aluminium rim</b>			
5852	<input type="checkbox"/>	Solid <i>(only for 4" and 5")</i>	
5855	<input type="checkbox"/>	Soft roll castor with alu rim wide version <i>(only for 4" and 5")</i>	

REAR WHEELS <i>(compare with your choice on the first page; choose only one wheel type)</i>			
<i>NOTE: for users with higher user weight than 100 kg, we recommend cross spoked wheels</i>			
5172	<input type="radio"/>	Cross spoked <i>(pair)</i>	
5137	<input type="radio"/>	Design wheel <i>(pair) (not with 20" &amp; 22")</i>	
5140	<input type="radio"/>	Light weight wheel <i>(pair) (not with 20" and 26")</i>	
5159	<input type="checkbox"/>	Spinergy wheels <b>(1)</b> <i>(pair) (not with 20" &amp; 22")</i>	
5154	<input type="checkbox"/>	Rear wheel with drum brake <b>(2)</b> <i>(pair) (only 22" &amp; 24" and not with 2° camber)</i>	
5162	<input type="checkbox"/>	Mountain Bike wheel <i>(only with 24", mountainbike tyres &amp; aluminium rim, black coated)</i>	
5162	<input type="checkbox"/>	Additional mountain bike wheel pair <i>(only with 24" &amp; mountainbike tyres)</i>	

TYRES <i>(choose only one tyre type)</i>			
5125	<input type="radio"/>	Schwalbe Right Run	
5180	<input type="checkbox"/>	Schwalbe One <i>(only 24" and 25")</i>	
5168	<input type="radio"/>	Solid tyres <i>(not in combination with Light weight wheel 5140) (only 24")</i>	
5233	<input type="radio"/>	22" x 1 3/8" Slicks, puncture-proof	
5167	<input type="checkbox"/>	24" Down Town Two grip	
5164	<input type="checkbox"/>	Marathon plus evolution <i>(puncture proof) (only available for 24" and 25")</i>	

HANDRIM			
5142	<input type="radio"/>	Aluminium silver anodized	
5144	<input type="radio"/>	Aluminium silver powdercoated	
5183	<input type="checkbox"/>	Coloured aluminium pushrim. colour code: ..... <b>(3)</b>	
5174	<input type="radio"/>	Stainless steel	
5122	<input type="checkbox"/>	Titanium <i>(only 24" wheels)</i>	
5121	<input type="checkbox"/>	Titanium clear powdercoated <i>(only 24" wheels)</i>	
5120	<input type="checkbox"/>	Supergrip <i>(only 24" wheels)</i>	
Hand rim mounting ● Standard = 17mm    ○ Wide = 27mm			
512	<input type="checkbox"/>	Close = 7mm <i>(only with stainless steel)</i>	
5178	<input type="checkbox"/>	Handrim cover <i>(only 22" and 24")</i>	

WHEEL CAMBER <i>(choose only one option)</i>			
5161	<input type="radio"/>	0°	Handbike axle camber setting ○ 0° <b>(4)</b>
5161	<input type="radio"/>	2° <i>(not with drum brake)</i>	○ 2° <b>(4)</b>
5161	<input type="radio"/>	4°	○ 4° <b>(4)</b>

(1): not in combination with spokeguard (18 spokes (black); only alum.; hard anodized handrim)  
 (2): for care person, quick- release axle  
 (3): not with light weight wheel (5140)  
 (4): combination of chair and handbike axle camber 0° & 2° or 2° & 4° is possible; 0° & 4° is not possible


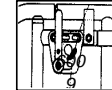




For more information  
 visit our webpage  
[www.sunrisemedical.eu](http://www.sunrisemedical.eu)  
 © Sunrise Medical 2015 Page 4/5

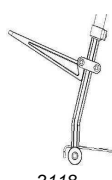
**QUICKIE NEON Fixed- front**

● = Standard    ○ = No cost option    □ = Cost option

**R. Nr.**    **€**

<b>Spoke guards (only available in 24")</b>								
5131	<input type="checkbox"/>	Transparent						
5127	<input type="checkbox"/>	Rotation	5128	<input type="checkbox"/>	Graphic	5129	<input type="checkbox"/>	Bibbo
5130	<input type="checkbox"/>	Fantasy	5134	<input type="checkbox"/>	Galactica	5135	<input type="checkbox"/>	Cheese
5000	<input type="checkbox"/>	Princess	5001	<input type="checkbox"/>	Dancing Bear	5002	<input type="checkbox"/>	Jungle Fever
5004	<input type="checkbox"/>	Happy Lions	5005	<input type="checkbox"/>	Water world	5006	<input type="checkbox"/>	Randolf
5007	<input type="checkbox"/>	Monkeys	5008	<input type="checkbox"/>	Pirates	5015	<input type="checkbox"/>	Feather
5025	<input type="checkbox"/>	Oriental	5012	<input type="checkbox"/>	Racing	5014	<input type="checkbox"/>	Dirt Race
5003	<input type="checkbox"/>	Superhero	5018	<input type="checkbox"/>	Graffiti	5017	<input type="checkbox"/>	Chrome wheel
5016	<input type="checkbox"/>	Hot wheels	5023	<input type="checkbox"/>	Basketball	5024	<input type="checkbox"/>	Basketball 2
5013	<input type="checkbox"/>	Pool	5022	<input type="checkbox"/>	Flying water	5021	<input type="checkbox"/>	Space
5020	<input type="checkbox"/>	Silk	5011	<input type="checkbox"/>	Abstract	5019	<input type="checkbox"/>	Creative
5009	<input type="checkbox"/>	Tiger	5010	<input type="checkbox"/>	Zebra	(see NEW Spokeguard brochure)		


<b>WHEEL LOCKS</b>						<i>(choose only one option)</i>		
6009	<input type="radio"/>	Standard wheel lock						 
6008	<input type="checkbox"/>	Knee lever wheel lock						
6005	<input type="checkbox"/>	Grade aid for high mount wheelback						
6003	<input type="checkbox"/>	Compact wheel lock						
6010		One arm wheel lock with extension	<input type="checkbox"/>	left	<input type="checkbox"/>	right		 
<b>Wheel lock accessories</b>								
6016	<input type="checkbox"/>	Extension for knee lever wheel lock, slip-on, swing-away				<i>(only on 6008)</i>		 

<b>ACCESSORIES</b>							
● Tool kit							
1402	<input type="checkbox"/>	High pressure pump					
1403	<input type="checkbox"/>	Air pump					
4006	<input type="checkbox"/>	Back pack					
1405	<input type="checkbox"/>	Net bag					
2118	<input type="checkbox"/>	Bag caddy				<i>(not with platform footplates 2102)</i>	
2113	<input type="checkbox"/>	Mobile phone holder					

<b>COLOURS</b>											
	Frame	Fork	Handrim	Hub/rim		Frame	Fork	Handrim	Hub/rim		
01	White RAL 9010	<input type="radio"/>	<input type="checkbox"/>	<input type="checkbox"/>	<input type="checkbox"/>	16	Matt Marine	<input type="radio"/>	<input type="checkbox"/>	<input type="checkbox"/>	<input type="checkbox"/>
02	Brilliant Silver	<input type="radio"/>	<input type="checkbox"/>	<input type="checkbox"/>	<input type="checkbox"/>	19	Brilliant Purple	<input type="radio"/>	<input type="checkbox"/>	<input type="checkbox"/>	<input type="checkbox"/>
03	Silver matt	<input type="radio"/>	<input type="checkbox"/>	<input type="checkbox"/>	<input type="checkbox"/>	20	Matt Purple	<input type="radio"/>	<input type="checkbox"/>	<input type="checkbox"/>	<input type="checkbox"/>
04	Silver	<input type="radio"/>	<input type="checkbox"/>	<input type="checkbox"/>	<input type="checkbox"/>	21	Red Ruby	<input type="radio"/>	<input type="checkbox"/>	<input type="checkbox"/>	<input type="checkbox"/>
06	Sun Yellow	<input type="radio"/>	<input type="checkbox"/>	<input type="checkbox"/>	<input type="checkbox"/>	22	Brilliant Red	<input type="radio"/>	<input type="checkbox"/>	<input type="checkbox"/>	<input type="checkbox"/>
07	Brilliant Lime	<input type="radio"/>	<input type="checkbox"/>	<input type="checkbox"/>	<input type="checkbox"/>	23	Matt Red	<input type="radio"/>	<input type="checkbox"/>	<input type="checkbox"/>	<input type="checkbox"/>
08	Matt Lime	<input type="radio"/>	<input type="checkbox"/>	<input type="checkbox"/>	<input type="checkbox"/>	24	Tutti Frutti Orange	<input type="radio"/>	<input type="checkbox"/>	<input type="checkbox"/>	<input type="checkbox"/>
09	Candy Teal	<input type="radio"/>	<input type="checkbox"/>	<input type="checkbox"/>	<input type="checkbox"/>	26	Silver texture	<input type="radio"/>	<input type="checkbox"/>	<input type="checkbox"/>	<input type="checkbox"/>
10	Matt Candy Teal	<input type="radio"/>	<input type="checkbox"/>	<input type="checkbox"/>	<input type="checkbox"/>	27	Graphitmetallic	<input type="radio"/>	<input type="checkbox"/>	<input type="checkbox"/>	<input type="checkbox"/>
14	Blue	<input type="radio"/>	<input type="checkbox"/>	<input type="checkbox"/>	<input type="checkbox"/>	28	Platinmetallic	<input type="radio"/>	<input type="checkbox"/>	<input type="checkbox"/>	<input type="checkbox"/>
15	Brilliant Marine	<input type="radio"/>	<input type="checkbox"/>	<input type="checkbox"/>	<input type="checkbox"/>	29	Black	<input type="radio"/>	<input type="checkbox"/>	<input type="checkbox"/>	<input type="checkbox"/>

<b>Upholstery colour</b>						<i>(vented only in black)</i>	
Black	<input type="radio"/>		Purple	<input type="radio"/>	Dark blue	<input type="radio"/>	
Red	<input type="radio"/>		Blue	<input type="radio"/>	Signal pink	<input type="radio"/>	

**Comments for special build:**



<b>Neon Fixed- front - Basic Price</b>	
Option price	.....€
Share of Packaging	
Exclusive VAT	
VAT.	
<b>Total Price</b>	.....€