


# Quickie® 2



Let your imagination go and the Quickie® 2 will get you there.

# Quicke® 2

The Quicke® 2 is the kind of chair you can take with you at a moment's notice. Fold it up, and it's flat enough to travel in places most other chairs can't. It's lightweight and easy to handle. And when you lock out the frame, it gives a rigid like performance.



# The Chair that Works and Plays as **hard** as you do



The Quickie® 2 is now available with a rounded rear frame and contoured axle plate. Add that to the trillion other different configurations available on teh Quickie 2 and what you get is the most versatile chair on the market.

**The Depth adjustable back** provides 18° angle adjustment and is places 2 1/2" farther back than a standard back, with forward adjustment of 1". The back works well in conjunction with alternative seating systems.




**Depth Adjustable Back**

**One - Arm Drive** unit can be mounted on the chair's right or left side, is easily folded and adds less than 5 pounds to teh weight of the chair.



**One - Arm Drive**

**Hanger Options**, Variety of hanger, choose from 60°, 70° and 90° standard hanger, or try our 70° „ V“ style hanger.



## Quickie 2 HP / 2 HP Titanium

**Performance Wheel Options** choose from a variety of tires, rims and hubs to create the ultimate high performance wheels.

**Plataform Flip-Up Footplate**, this one-piece, swing - away footrest locks into place and lathes under the footrest tube when down. the footrest is also angle-adjustable to accommodate different front frame angles.



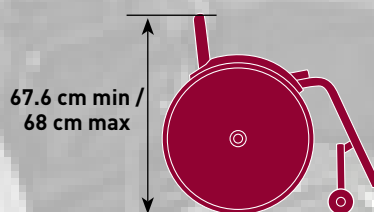
**Plataform Flip-Up Footplate**



**Performance Wheel Options**

**Contoured Axle Plate** available on the Quickie 2 and Quickie 2HP rounded rear frame option. this new design allow a 1 1/8" lower seat height.

# Quickie® 2



## Technical data sheet

<b>Total Weight</b> Q.2 = 27 lbs /2HP=22 lbs / 2HP Titanium 20 1/4 lbs	<b>Folded Width</b>	<b>32.5 cm</b>
<b>Maximum user weight</b>	<b>113 kg</b>	<b>Folded Length</b>
<b>Weight of heaviest part</b>	<b>10kg (frame)</b>	<b>Folded height</b>
		<b>96.5 cm min / 97 cm max</b>
		<b>67.6 cm min / 68 cm max</b>

For further information on the full specification, options and accessories, please refer to the order form.  
 All information is subject to change without notification. Please consult Sunrise Medical with any queries you may have.  
 If you are visually impaired, this document can be viewed in PDF format at [www.SunriseMedical.com](http://www.SunriseMedical.com) or alternatively is available on request in large text.



PB\_QUICKIE2\_EN\_EU\_REV1

### Sunrise Medical Limited

High Street, Wollaston  
 West Midlands  
 DY8 4PS - England

Tel.: +44 (0) 1384 446688  
 Fax: +44 (0) 1384 44 66 999

[www.SunriseMedical.com](http://www.SunriseMedical.com)